

This article was downloaded by:

On: 23 January 2011

Access details: *Access Details: Free Access*

Publisher *Taylor & Francis*

Informa Ltd Registered in England and Wales Registered Number: 1072954 Registered office: Mortimer House, 37-41 Mortimer Street, London W1T 3JH, UK



## Journal of Carbohydrate Chemistry

Publication details, including instructions for authors and subscription information:

<http://www.informaworld.com/smpp/title~content=t713617200>

### Improved Synthesis of 1-Benzenesulfinyl Piperidine and Analogs for the Activation of Thioglycosides in Conjunction with Trifluoromethanesulfonic Anhydride

David Crich<sup>a</sup>; Abhisek Banerjee<sup>a</sup>; Wenju Li<sup>a</sup>; Qingjia Yao<sup>a</sup>

<sup>a</sup> Department of Chemistry, University of Illinois at Chicago, Chicago, Illinois, USA

**To cite this Article** Crich, David , Banerjee, Abhisek , Li, Wenju and Yao, Qingjia(2005) 'Improved Synthesis of 1-Benzenesulfinyl Piperidine and Analogs for the Activation of Thioglycosides in Conjunction with Trifluoromethanesulfonic Anhydride', *Journal of Carbohydrate Chemistry*, 24: 4, 415 – 424

**To link to this Article:** DOI: 10.1081/CAR-200066978

**URL:** <http://dx.doi.org/10.1081/CAR-200066978>

PLEASE SCROLL DOWN FOR ARTICLE

Full terms and conditions of use: <http://www.informaworld.com/terms-and-conditions-of-access.pdf>

This article may be used for research, teaching and private study purposes. Any substantial or systematic reproduction, re-distribution, re-selling, loan or sub-licensing, systematic supply or distribution in any form to anyone is expressly forbidden.

The publisher does not give any warranty express or implied or make any representation that the contents will be complete or accurate or up to date. The accuracy of any instructions, formulae and drug doses should be independently verified with primary sources. The publisher shall not be liable for any loss, actions, claims, proceedings, demand or costs or damages whatsoever or howsoever caused arising directly or indirectly in connection with or arising out of the use of this material.

# Improved Synthesis of 1-Benzenesulfinyl Piperidine and Analogs for the Activation of Thioglycosides in Conjunction with Trifluoromethanesulfonic Anhydride

David Crich, Abhisek Banerjee, Wenju Li, and Qingjia Yao

Department of Chemistry, University of Illinois at Chicago, Chicago, Illinois, USA

An improved protocol for the large-scale production of 1-benzenesulfinyl piperidine and other sulfinamides is described. It is demonstrated that 1-benzenesulfinyl pyrrolidine and *N,N*-diethyl benzenesulfinamide function analogously to 1-benzenesulfinyl piperidine in the trifluoromethanesulfonic anhydride-mediated activation of thioglycosides, and that their less crystalline nature enables them to be used at  $-78^{\circ}\text{C}$  as opposed to the  $-60^{\circ}\text{C}$  required to keep 1-benzenesulfinyl piperidine in solution. *N,N*-Dicyclohexyl benzenesulfinamide does not activate thioglycosides in combination with trifluoromethanesulfonic anhydride, which is attributed to its greater steric bulk.

**Keywords** Glycosylation, Sulfinamide, Thioglycoside, Trifluoromethanesulfonate

## INTRODUCTION

We recently introduced the combination of 1-benzenesulfinyl piperidine (**BSP, 1**) and trifluoromethanesulfonic anhydride ( $\text{Tf}_2\text{O}$ ) as a powerful means of activation of both armed and disarmed thioglycosides.<sup>[1,2]</sup> In designing the sulfinamide

---

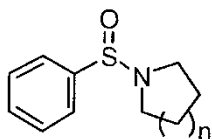
Received and accepted February 21, 2005.

Dedicated with respect to the memory of Professor Jacques H. Van Boom.

Address correspondence to David Crich, Department of Chemistry, University of Illinois at Chicago, 845 West Taylor Street, Chicago, Illinois 60607-7061, USA.  
E-mail: dcrich@uic.edu

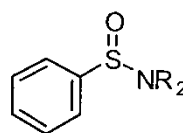
activating system we set several criteria, the most important of which was the need for a stable, crystalline reagent capable, in combination with triflic anhydride, of rapidly activating a wide range of armed and disarmed thioglycosides at low temperature.<sup>[1]</sup> **BSP** met these criteria admirably and activates most thioglycosides for coupling in a matter of minutes at  $-60^{\circ}\text{C}$  as demonstrated in a series of subsequent synthetic endeavors from this<sup>[3-7]</sup> and other laboratories.<sup>[8-13]</sup> The highly crystalline nature of **BSP**, however, limits its solubility below  $-60^{\circ}\text{C}$ , which explains the choice of this temperature for coupling reactions as opposed to the more convenient  $-78^{\circ}\text{C}$  achieved with dry ice/acetone cooling baths. This minor inconvenience and, more importantly, the recognition that liquid analogs of **BSP** might ultimately prove preferable in automated oligosaccharide synthesis applications requiring robotic dispensation prompted the synthesis and evaluation of other sulfinamides as described here.

We began with a refinement to our synthesis of **BSP**, the original version of which was based on the production of benzenesulfinyl chloride from diphenyl disulfide, sulfuryl chloride, and acetic anhydride,<sup>[1]</sup> which itself is a more convenient version of the protocol of Douglass and Norton employing sulfuryl chloride instead of chlorine gas.<sup>[14]</sup> Though adequate, this protocol requires careful control of temperature in the evaporation of the byproduct, acetyl chloride, if a high-quality sulfinyl chloride is to be obtained. The use of lower-quality sulfinyl chloride results in lower yields of **BSP** due to the formation of contaminants that hinder the direct isolation by crystallization. We have now found that a modification of a protocol described by Craig<sup>[15,16]</sup> affords higher-quality benzenesulfinyl chloride and thereby facilitates the isolation of the ensuing sulfinamides. In this method sodium benzenesulfinate is suspended in toluene in the presence of catalytic tetrabutylammonium bromide and is treated with thionyl chloride. Removal of the volatiles below  $25^{\circ}\text{C}$  then affords crude benzenesulfinyl chloride in admixture with sodium chloride. This mixture is used immediately in the derivatization of secondary amines. In this manner we were able to prepare high quality benzenesulfinyl piperidine in 86% yield on a 55 g scale. Similarly prepared on multigram scales were 1-benzenesulfinyl pyrrolidine (**2**),<sup>[17]</sup> *N,N*-diethyl benzenesulfinamide (**3**),<sup>[18]</sup> and *N,N*-dicyclohexyl benzenesulfinamide (**4**). Two of these sulfinamides (**2** and **4**) were crystalline, with melting points bracketing that of **BSP**, while a third (**3**) was a free-flowing, distillable liquid. All were found to be soluble in dichloromethane at  $-78^{\circ}\text{C}$ .



**1**:  $n = 2$ , **BSP**, mp  $83-84^{\circ}\text{C}$

**2**:  $n = 1$ , mp  $33-34^{\circ}\text{C}$

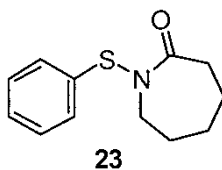


**3**:  $\text{R} = \text{Et}$ , liquid

**4**:  $\text{R} = \text{c-C}_6\text{H}_{11}$ , mp  $93^{\circ}\text{C}$

All three compounds (**2**–**4**) were assayed for their ability to activate to a standard mannosyl donor **6**,<sup>[19]</sup> in combination with triflic anhydride and the hindered base 2,4,6-tri-*tert*-butylpyrimidine (**TTBP**),<sup>[20]</sup> and to effect its coupling to 1,2;5,6-diacetone glucofuranose **5**. As reported in Table 1, with **2** and **3** the results were qualitatively the same as those previously obtained with **BSP** originally at  $-60^{\circ}\text{C}$ .<sup>[1]</sup> Reagent **4**, on the other hand, did not effect activation of **6** under these conditions. We attribute this failure to the greater steric bulk in the **4**- $\text{Tf}_2\text{O}$  adduct effectively preventing approach to the thioglycoside, and elected not to pursue this particular sulfinamide further. A number of other couplings were conducted by means of thioglycoside activation with **2** and/or **3** in combination with  $\text{Tf}_2\text{O}$ , each of which demonstrated comparable results to those obtained with **BSP** (Table 1).

Following the work of Gin on the activation of 1-hydroxy sugars (hemiacetals),<sup>[2,21]</sup> van Boom and coworkers introduced the combination of diphenyl sulfoxide and triflic anhydride for the activation of thioglycosides and found this reagent combination to be somewhat comparable to the **BSP**/ $\text{Tf}_2\text{O}$  couple.<sup>[2,10,22,23]</sup> While no actual comparisons between the **BSP** and  $\text{Ph}_2\text{SO}$  methods of thioglycoside activation have been carried out in this study, other work from our laboratory leads us to agree with the conclusion of van Boom and coworkers.<sup>[24–27]</sup> We anticipate that between **BSP**, its analogs introduced here, the recent modification of Wong (**23**),<sup>[28]</sup> and diphenyl sulfoxide, a reagent will be found to activate almost all classes of thioglycoside, in conjunction with trifluoromethanesulfonic anhydride, under milder conditions than have hitherto been possible.<sup>[29–31]</sup>

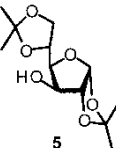
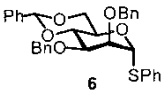
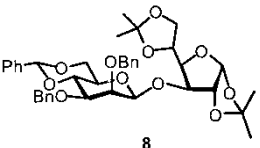
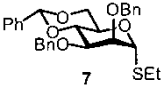
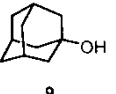
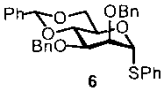
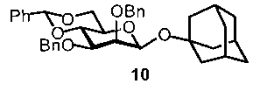
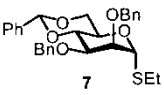
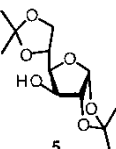
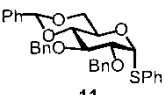
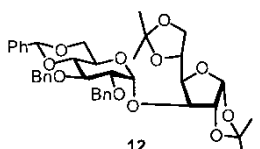


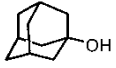
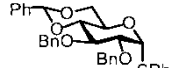
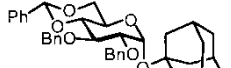
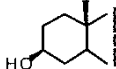
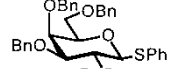
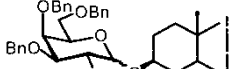
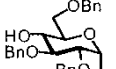
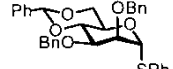
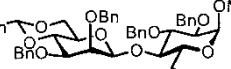
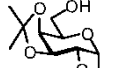
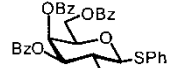
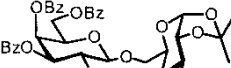
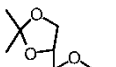
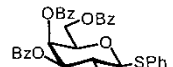
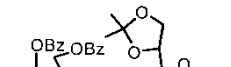
## EXPERIMENTAL

### General Methods

Unless otherwise stated  $^1\text{H}$  (300 MHz) and  $^{13}\text{C}$  (75 MHz) NMR spectra were recorded in  $\text{CDCl}_3$  solution. Optical rotations were recorded in  $\text{CHCl}_3$  solution, unless otherwise stated. All solvents were dried and distilled by standard protocols. All reactions were conducted under a blanket of dry nitrogen. All organic extracts were dried over sodium sulfate and concentrated under aspirator vacuum. Chromatographic purifications were carried out over silica gel. All glycosyl donors and acceptors were prepared by the literature methods or

**Table 1:** Glycosidic bond forming reactions.

Acceptor	Donor	Product	Activator					
			1 (BSP)		2		3	
			Yield (%)	$\alpha:\beta$ ratio	Yield (%)	$\alpha:\beta$ ratio	Yield (%)	$\alpha:\beta$ ratio
 <b>5</b>	 <b>6</b>	 <b>8</b>	77	1: > 9	90	1: > 9	87	1: > 9
	 <b>7</b>	—	—	91	1: > 9	89	1: > 9	
 <b>9</b>	 <b>6</b>	 <b>10</b>	88	1: > 9	88	1: > 9	—	—
	 <b>7</b>		—	—	94	1: > 9	99	1: > 9
 <b>5</b>	 <b>11</b>	 <b>12</b>	74	>9:1	89	8.3:1	82	7.3:1

			72	>9:1	91 <sup>a</sup>	7.0:1	86 <sup>a</sup>	6.2:1
			78	1:1	87	1:3.0	87	1:3.9
			—	—	83	1: > 9	—	—
			78 <sup>b</sup>	1: > 9	85	1: > 9	80	1: > 9
			70 <sup>b</sup>	1: > 9	76 <sup>b</sup>	1: > 9	73 <sup>b</sup>	1: > 9

<sup>a</sup>Reaction was performed under dilute conditions (0.01 M donor in dichloromethane) as this led to enhanced  $\alpha$ : $\beta$  ratio.

<sup>b</sup>Reaction was conducted at  $-40^{\circ}\text{C}$  to achieve rapid activation of this disarmed donor.

were commercial samples. With the exception of the compounds reported below, all disaccharide physical characteristics and spectral data are consistent with the literature.<sup>[1]</sup>

**1-Benzenesulfinyl piperidine (1).** To an ice-cooled suspension of PhSO<sub>2</sub>Na (50.0 g, 0.31 mol) and Bu<sub>4</sub>NBr (4.90 g, 15.2 mmol) in dry toluene (200 mL) was added thionyl chloride (89.6 mL, 1.2 mol) dropwise over 30 min. After the addition, the reaction mixture was stirred at 0°C for 30 min, then warmed up to rt and stirred for a further 2 hr. The reaction mixture was then concentrated under reduced pressure keeping the temperature of the water bath below 25°C after which the residue was diluted with dry toluene (500 mL) and then treated with pyridine (24.6 mL, 0.31 mol) in one portion. The reaction mixture was cooled to 0°C, followed by dropwise addition of piperidine (60.8 mL, 0.61 mol) over 1 hr. After the addition, the reaction mixture was stirred in an ice bath for 2 hr, and then warmed up to rt and stirred for a further 1 hr. The reaction mixture was poured into a vigorously stirred mixture of ice and water (1 L) and NaHCO<sub>3</sub> (100 g, 1.2 mol). The organic layer was separated and washed with brine (500 mL), and then the aqueous layer was extracted with toluene (2 × 200 mL). The combined organic layer was dried and then concentrated. The residue was purified by recrystallization from ethanol to provide **1** as white crystals (55.0 g, 86%). mp: 83–84°C, lit. mp 83–84°C;<sup>[32]</sup> <sup>1</sup>H NMR δ: 7.62–7.65 (m, 2H), 7.43–7.50 (m, 3H), 3.05–3.12 (m, 2H), 2.88–2.95 (m, 2H), 1.47–1.62 (m, 6H); <sup>13</sup>C NMR δ: 143.3, 130.6, 128.7, 126.1, 46.9, 26.1, and 23.8.

**1-Benzenesulfinyl pyrrolidine (2).**<sup>[17]</sup> This compound was prepared analogously to **1** in 73% yield on a scale of 60 g. Colorless crystals were obtained by recrystallization from hexane and ethyl acetate. mp: 33–34°C, <sup>1</sup>H NMR δ: 7.66 (m, 2H), 7.49 (m, 3H), 3.33 (m, 2H), 3.00 (m, 2H), 1.83 (m, 4H). <sup>13</sup>C NMR δ: 130.6, 128.9, 125.9, 46.2, 26.1.

***N,N*-Diethyl benzenesulfinamide (3).**<sup>[18]</sup> This compound was prepared analogously to **1** in 78% on a 55 g scale. The crude reaction mixture was purified by distillation under reduced pressure (110°C, 0.1 mm Hg) to yield the sulfinamide as colorless oil. <sup>1</sup>H NMR δ: 7.61 (dd, *J* = 8.1, 2.4 Hz, 2H), 7.42 (m, 3H), 3.07 (q, *J* = 7.5 Hz, 4H) 1.11 (t, *J* = 7.2 Hz, 6H); <sup>13</sup>C NMR δ: 130.7, 128.8, 126.4, 42.1, 14.5.

***N,N*-Dicyclohexyl benzenesulfinamide (4).** This compound was prepared analogously to **1** in 78% on a 16 g scale. Recrystallization from ethyl acetate and hexane gave the sulfonamide as colorless crystals. mp 93°C; <sup>1</sup>H NMR δ: 7.67–7.64 (m, 2H), 7.49–7.41 (m, 3H), 3.11–3.02 (m, 2H), 2.08–2.03 (m, 2H), 1.81–1.44 (m, 12H), 1.30–1.04 (m, 6H); <sup>13</sup>C NMR δ: 145.0, 130.2, 128.6, 126.7, 55.5, 34.9, 26.4, 25.5. Anal. calcd. for C<sub>18</sub>H<sub>27</sub>NOS: C, 70.77; H, 8.91. Found: C, 70.81; H, 8.98.

**Typical glycosylation protocol.** A stirred solution of substrate, **BSP** (1.1 equiv.), TTBP (2.0 equiv.) and 3 Å sieves in CH<sub>2</sub>Cl<sub>2</sub> (0.03 M in substrate) was kept at -78°C for 15 min. Then Tf<sub>2</sub>O (1.2 equiv.) was added and after 5 min. the acceptor (1.5 equiv.) in CH<sub>2</sub>Cl<sub>2</sub> (2.0 M) was added. Stirring was continued at -78°C for 0.5 hr and then the reaction mixture was allowed to warm to rt over a period of 2 hr before it was filtered, washed with a saturated solution of NaHCO<sub>3</sub> and brine, dried, and concentrated. Chromatographic purification (eluting with mixtures of ethyl acetate in hexane) afforded the coupled products.

**Methyl 2,3,6-tri-*O*-benzyl-4-*O*-(2,3-di-*O*-dibenzyl-β-D-mannopyranosyl)-α-D-glucopyranoside (18).** This compound was prepared by the standard protocol and had the following characteristics:  $[\alpha]_D^{20} -17.1$  (c, 0.75); <sup>1</sup>H NMR (500 MHz) δ: 7.50–7.48 (m, 2H), 7.42–7.17 (m, 28H), 5.52 (s, 1H), 5.08–5.04 (d, *J* = 11.0 Hz, 1H), 4.86–4.79 (m, 3H), 4.77 (s, 1H), 4.73 (s, 1H), 4.66–4.56 (m, 4H), 4.36 (s, 1H), 4.30–4.26 (d, *J* = 12.0 Hz, 1H), 4.14–4.02 (m, 2H), 3.93–3.83 (m, 2H), 3.64–3.58 (m, 2H), 3.54–3.47 (m, 3H), 3.44–3.43 (d, *J* = 3.0 Hz, 1H), 3.41 (s, 3H), 3.45–3.31 (dd, *J* = 3.3, 9.6 Hz, 1H), 3.09–3.01 (m, 1H); <sup>13</sup>C NMR (125 MHz) δ: 139.9, 139.1, 139.0, 138.8, 138.1, 138.0, 129.3, 129.0, 128.8, 128.7, 128.6, 128.5, 128.2, 128.1, 128.0, 127.9, 127.8, 126.7, 101.9, 101.7, 98.8, 80.7, 79.4, 79.1, 78.7, 78.1, 75.7, 75.4, 74.1, 72.5, 70.0, 69.0, 68.8, 67.7, 55.8; ESI-HRMS calcd. for C<sub>55</sub>H<sub>58</sub>O<sub>11</sub>Na [M + Na]<sup>+</sup>: 917.3877. Found 917.3871.

**1,2:3,4-Di-*O*-isopropylidene-3-*O*-(2,3,4,6-tetra-*O*-benzoyl-β-D-β-galactopyranosyl)-α-D-galactopyranose (21).** This compound was prepared by the standard protocol and had the following characteristics:  $[\alpha]_D^{26} +34.7^\circ$  (c, 3.0), lit.<sup>[33]</sup>  $[\alpha]_D = +45^\circ$  (CHCl<sub>3</sub>); <sup>1</sup>H NMR (500 MHz) δ: 8.09 (d, *J* = 7.6 Hz, 2H), 8.03 (d, *J* = 7.7 Hz, 2H), 7.98 (d, *J* = 7.7 Hz, 2H), 7.79 (d, *J* = 7.7 Hz, 2H), 7.23–7.49 (m, 12H), 6.00 (d, *J* = 2.8 Hz, 1H), 5.82 (t, *J* = 10.0 Hz, 1H), 5.62 (dd, *J* = 3.2, 10.4 Hz, 1H), 5.42 (d, *J* = 4.9 Hz, 1H), 5.03 (d, *J* = 8.0 Hz, 1H), 4.68 (dd, *J* = 6.6, 11.2 Hz, 1H), 4.41–4.45 (m, 2H), 4.35 (t, *J* = 6.5 Hz, 1H), 4.22 (d, *J* = 2.7 Hz, 1H), 4.05–4.12 (m, 2H), 3.90–3.93 (m, 2H), 1.40 (s, 3H), 1.24 (s, 3H), 1.22 (s, 3H), 1.20 (s, 3H); <sup>13</sup>C NMR (125 MHz) δ: 166.0, 165.6, 165.3, 133.6, 133.2, 133.0, 130.02, 129.98, 129.79, 129.4, 129.3, 129.0, 128.8, 128.6, 128.4, 128.3, 128.2, 124.8, 109.3, 108.4, 101.7, 96.2, 71.8, 71.3, 71.0, 70.5, 70.3, 69.7, 68.4, 68.2, 67.4, 62.4, 62.0, 25.9, 25.7, 24.8, 24.2.

**1,2:5,6-Di-*O*-isopropylidene-3-*O*-(2,3,4,6-tetra-*O*-benzoyl-β-D-β-galactopyranosyl)-α-D-glucofuranose (22).**<sup>[34]</sup> This compound was prepared by the standard protocol and had the following characteristics:  $[\alpha]_D^{24} +46.1$  (c, 1.8); <sup>1</sup>H NMR (500 MHz) δ: 8.10–8.08 (d, *J* = 7.5 Hz, 2H), 8.04–8.02 (d, *J* = 8.0 Hz, 2H), 8.00–7.94 (d, *J* = 8.0 Hz, 2H), 7.79–7.77 (d, *J* = 7.5 Hz, 2H), 7.63–7.60 (t, *J* = 7.5 Hz, 1H), 7.58–7.55 (t, *J* = 7.5 Hz, 1H), 7.51–7.41 (m, 6H),



7.38–7.35 (t,  $J = 7.5$  Hz, 2H), 7.26–7.22 (t,  $J = 8.0$  Hz, 2H), 5.99 (d,  $J = 2.5$  Hz, 1H), 5.90 (d,  $J = 3.5$  Hz, 1H), 5.83–5.80 (t,  $J = 8.0$  Hz, 1H), 5.61–5.59 (dd,  $J = 3.5, 10.5$  Hz, 1H), 4.93–4.92 (d,  $J = 8.0$  Hz, 1H), 4.69–4.65 (dd,  $J = 6.5, 11.0$  Hz, 1H), 4.50–4.49 (d,  $J = 3.5$  Hz, 1H), 4.44–4.41 (dd,  $J = 6.5, 11.0$  Hz, 1H), 4.34–4.31 (t,  $J = 6.5$  Hz, 1H), 4.17–4.14 (m, 2H), 4.08–4.07 (d,  $J = 3.5$  Hz, 1H), 3.76–3.71 (m, 2H), 1.40 (s, 3H), 1.29 (s, 3H), 1.13 (s, 3H), 1.09 (s, 3H);  $^{13}\text{C}$  NMR (125 MHz)  $\delta$ : 166.5, 166.0, 165.9, 165.5, 134.0, 133.7, 133.6, 130.5, 130.3, 130.2, 129.85, 129.81, 129.4, 129.2, 129.0, 128.9, 128.7, 128.6, 112.6, 106.8, 102.6, 101.3, 84.4, 79.6, 75.3, 72.0, 71.7, 70.9, 70.1, 68.5, 62.4, 27.5, 26.9, 24.1, 23.1; ESI-HRMS calcd. for  $\text{C}_{46}\text{H}_{46}\text{O}_{15}\text{Na}$   $[\text{M} + \text{Na}]^+$ : 861.2734. Found 861.2704.

## ACKNOWLEDGMENTS

We thank the NIH (GM 62160) for support of this work.

## REFERENCES

- [1] Crich, D.; Smith, M. 1-Benzenesulfinyl piperidine (BSP)/trifluoromethanesulfonic anhydride: a potent combination of shelf-stable reagents for the low temperature conversion of thioglycosides to glycosyl triflates and for the formation of diverse glycosidic linkages. *J. Am. Chem. Soc.* **2001**, *123*, 9015–9020.
- [2] Crich, D.; Lim, L.B.L. Glycosylation with sulfoxides and sulfonates as donors or promoters. *Org. React.* **2004**, *64*, 115–251.
- [3] Crich, D.; Li, H. Synthesis of the Salmonella Type E1 core trisaccharide as a probe for the generality of 1-benzenesulfinyl piperidine/triflic anhydride combination for glycosidic bond formation. *J. Org. Chem.* **2002**, *67*, 4640–4646.
- [4] Crich, D.; de la Mora, M.A.; Cruz, R. Synthesis of the mannosyl erythritol lipid MEL A; confirmation of the configuration of the “meso-erythritol” moiety. *Tetrahedron* **2002**, *58*, 35–44.
- [5] Dudkin, V.Y.; Crich, D. A short synthesis of the trisaccharide building block of the *N*-linked glycans. *Tetrahedron Lett.* **2003**, *44*, 1787–1789.
- [6] Crich, D.; Yao, Q. The benzylidene acetal fragmentation route to 6-deoxy sugars: direct reductive cleavage in the presence of ether protecting groups permitting the efficient, highly stereocontrolled synthesis of  $\beta$ -D-rhamnosides from D-mannosyl glycosyl donors. Total synthesis of  $\alpha$ -D-Gal-(1  $\rightarrow$  3)- $\alpha$ -D-Rha-(1  $\rightarrow$  3)- $\beta$ -D-Rha-(1  $\rightarrow$  4)- $\beta$ -D-Glu-OMe, the repeating unit of the antigenic lipopolysaccharide from *Escherichia hermannii* ATCC 33650 and 33652. *J. Am. Chem. Soc.* **2004**, *126*, 8232–8236.
- [7] Crich, D.; Banerjee, A.; Yao, Q. Direct chemical synthesis of the  $\beta$ -D-mannans: the  $\beta$ -(1  $\rightarrow$  2)- and  $\beta$ -(1  $\rightarrow$  4)-series. *J. Am. Chem. Soc.* **2004**, *126*, 14930–14934.
- [8] Mong, T.K.-K.; Lee, H.-K.; Duron, S.G.; Wong, C.-H. Reactivity-based one-pot total synthesis of fucose GM<sub>1</sub> oligosaccharide: a sialylated antigenic epitope of small-cell lung cancer. *Proc. Natl. Acad. Sci. USA* **2003**, *100*, 797–802.
- [9] Wang, Y.; Huang, X.; Zhang, L.-H.; Ye, X.-S. A four component one-pot synthesis of  $\alpha$ -Gal pentasaccharide. *Org. Lett.* **2004**, *6*, 4415–4417.

- [10] Codée, J.D.C.; van den Bos, L.J.; Litjens, R.E.J.N.; Overkleeft, H.S.; van Boeckel, C.A.A.; van Boom, J.H.; van der Marel, G.A. Chemoselective glycosylations using sulfonium triflate activator systems. *Tetrahedron* **2004**, *60*, 1057–1064.
- [11] Gadikota, R.R.; Callam, C.S.; Wagner, T.; Del Fraino, B.; Lowary, T.L. 2,3-Anhydro sugars in glycoside bond synthesis. Highly stereoselective syntheses of oligosaccharides containing  $\alpha$ - and  $\beta$ -arabinofuranosyl linkages. *J. Am. Chem. Soc.* **2003**, *125*, 4155–4165.
- [12] Yamago, S.; Yamada, H.; Maruyama, T.; Yoshida, J.-I. Iterative glycosylation of 2-deoxy-2-aminothioglycosides and its application to the combinatorial synthesis of linear oligoglucosamines. *Angew. Chem. Int. Ed. Engl.* **2004**, *43*, 2145–2148.
- [13] van den Bos, L.; Codée, J.D.C.; van der Toorn, J.C.; Boltje, T.J.; van Boom, J.H.; Overkleeft, H.S.; van der Marel, G.A. Thioglycuronides: synthesis and application in the assembly of acidic oligosaccharides. *Org. Lett.* **2004**, *6*, 2165–2168.
- [14] Douglass, I.B.; Norton, R.V. Superior method for preparing sulfinyl chlorides. *J. Org. Chem.* **1968**, *33*, 2104–2106.
- [15] Craig, D.; Daniels, K.; MacKenzie, A.R. Additive Pummerer reactions of vinylic sulfoxides. Synthesis of  $\gamma$ -hydroxy- $\alpha,\beta$ -unsaturated esters,  $\alpha$ -hydroxyketones, and 2-phenylsulfonyl aldehydes and primary alcohols. *Tetrahedron* **1993**, *49*, 11263–11304.
- [16] For an earlier version of this protocol see: Kurzer, F. *p*-Toluenesulfinyl chloride. *Org. Synth. Coll. Vol.* **1963**, *4*, 937–939.
- [17] Bujnicki, B.; Drabowicz, J.; Mikolajczyk, M.; Kolbe, A.; Stefaniak, L. Protonation of sulfenamides. Does it occur at oxygen or nitrogen? *J. Org. Chem.* **1996**, *61*, 7593–7596.
- [18] Matsuo, J.-I.; Iida, D.; Tatani, K.; Mukaiyama, T. A new method for oxidation of various alcohols to the corresponding carbonyl compounds by using *N*-*t*-butylbenzenesulfinimidoyl chloride. *Bull. Chem. Soc. Jpn.* **2002**, *75*, 223–234.
- [19] Crich, D.; Sun, S. Direct chemical synthesis of  $\beta$ -mannopyranosides and other glycosides via glycosyl triflates. *Tetrahedron* **1998**, *54*, 8321–8348.
- [20] Crich, D.; Smith, M.; Yao, Q.; Picione, J. 2,4,6-Tri-*tert*-butylpyrimidine (TTBP): A cost effective, readily available alternative to the hindered base 2,6-di-*tert*-butylpyridine and its 4-substituted derivatives in glycosylation and other reactions. *Synthesis* **2001**, 323–326.
- [21] Gin, D.Y. Dehydrative glycosylation with 1-hydroxy donors. In *Glycochemistry. Principles, Synthesis, and Applications*; Wang, P., Bertozzi, C.R., Eds.; Dekker: New York, 2001, 33–52.
- [22] Codée, J.D.C.; Litjens, R.E.J.N.; den Heeten, R.; Overkleeft, H.S.; van Boom, J.H.; van der Marel, G.A.  $\text{Ph}_2\text{SO}/\text{Tf}_2\text{O}$ : a powerful promoter system in chemoselective glycosylations using thioglycosides. *Org. Lett.* **2003**, *5*, 1519–1522.
- [23] Codée, J.D.C.; van den Bos, J.; Litjens, R.E.J.N.; Overkleeft, H.S.; van Boom, J.H.; van der Marel, G.A. Sequential one-pot glycosylations using 1-hydroxy and 1-thiodonors. *Org. Lett.* **2003**, *5*, 1947–1950.
- [24] Crich, D.; Vinod, A.U. 6-*O*-Benzyl and 6-*O*-silyl-*N*-acetyl-2-amino-2*N*,3-*O*-carbonyl-2-deoxyglucosides: Effective glycosyl acceptors in the glucosamine 4-OH series. Effect of anomeric stereochemistry on the removal of the oxazolidinone group. *J. Org. Chem.* **2005**, *70*, 1291–1296.
- [25] Crich, D.; de la Mora, M.; Vinod, A.U. Influence of the 4,6-*O*-benzylidene, 4,6-*O*-phenylboronate, and 4,6-*O*-polystyrylboronate protecting groups on the

- stereochemical outcome of thioglycoside-based glycosylations mediated by 1-benzenesulfinyl piperidine/triflic anhydride and *N*-iodosuccinimide. *J. Org. Chem.* **2003**, 8142–8148.
- [26] Crich, D.; Hutton, T.K.; Banerjee, A.; Jayalath, P.; Picione, J. Disarming, non-participating 2-O-protecting groups in manno- and rhamnopyranosylation: scope and limitations of sulfonates, vinylogous esters, phosphates, cyanates, and nitrates. *Tetrahedron: Asymmetry* **2005**, 16, 105–119.
- [27] The differing polarity of the byproducts from the sulfinamide method and the diphenyl sulfoxide methods is an advantage, and it is sometimes found that switching from one of these activating systems to the other can greatly facilitate purification.
- [28] Durón, S.G.; Polat, T.; Wong, C.-H. *N*-(Phenylthio)- $\epsilon$ -caprolactam: a new promoter for the activation of thioglycosides. *Org. Lett.* **2004**, 6, 839–841.
- [29] Norberg, T. Glycosylation properties and reactivity of thioglycosides, sulfoxides and other *S*-glycosides. In *Modern Methods in Carbohydrate Synthesis*; Khan, S.H., O'Neill, R.A., Eds.; Harwood Academic Publishers: Amsterdam, 1996, 82–106.
- [30] Garegg, P.J. Thioglycosides as glycosyl donors in oligosaccharide synthesis. *Adv. Carbohydr. Chem. Biochem.* **1997**, 52, 179–266.
- [31] Oscarson, S. Thioglycosides. In *Carbohydrates in Chemistry and Biology*; Ernst, B., Hart, G.W., Sinaÿ, P., Eds.; Wiley-VCH: Weinheim, 2000; Vol. 1, 93–116.
- [32] Maricich, T.J.; Angeletakis, C.N. Reaction of benzenesulfinyl azide with thiols and amines. Preparation of thiosulfinates and sulfinamides. *J. Org. Chem.* **1984**, 49, 1931–1934.
- [33] Garegg, P.; Norberg, T. Observations on silver trifluoromethanesulfonate-promoted synthesis of 1,2-trans glycosides for acylated glycosyl bromides. *Acta Chem. Scand.* **1979**, 33, 116–118.
- [34] An erroneous data set was inadvertently recorded previously<sup>1</sup> for this compound. The correct data are given here.